



Welcome to Hermitage Infant School

EYFS Information Evening

**Working together in
partnership to ensure
your child has an
amazing learning
journey.**



Our school values

Inspire
Learn
Achieve



Infant Senior Leadership Team

Mrs Spires
Headteacher



Mrs Larsen
Deputy Headteacher



Mrs Dawn Quirk
Inclusion Leader
SENCo



The Reception Team

Robin Class



Hedgehog Class



Mrs Molnar
EYFS Lead
Class Teacher (4 Days)



Mrs Aherne
Class Teacher (1 Day)



Mrs Curtis
Class Teacher



Mrs Vickers
Support Staff



Mrs Bright
Support Staff



Mrs Milner
Support Staff



Miss Christie
Support Staff



Mrs Finch
Support Staff



Mrs Noble
Support Staff




The Nursery Team

Butterfly Class



Mrs Mead
Support Staff



Mrs Knight
Nursery Lead



Mrs Preston
Support Staff

Hermitage Schools Association

How can you get involved?



As a parent or carer of a child attending The Hermitage Schools you automatically become a member, so we welcome you to join the team, and get involved in your child's life in school, in any way that you can.

The success of HAS and our fundraising efforts is all down to the support from all parents and helpers.

Find out more, ask any questions, share your ideas and get involved at:

[**hello@hermitageschoolsassociation.co.uk**](mailto:hello@hermitageschoolsassociation.co.uk)

Join us on Facebook...

For the HSA Community: **HSA - Hermitage Schools Parents Association**

Look out for volunteer requests!

We look forward to welcoming you to The Hermitage Schools!



Butterflies
WhatsApp group



Robin
WhatsApp group



Hedgehog
WhatsApp group



Parent WhatsApp Groups

WhatsApp groups for both classes have been set up. Please use the QR codes to join.

These are for communication in regards to school based events and class based activities. Please may we ask that you contact the school for any questions that need further clarification.

Home/School Agreement



Home/ School Agreement

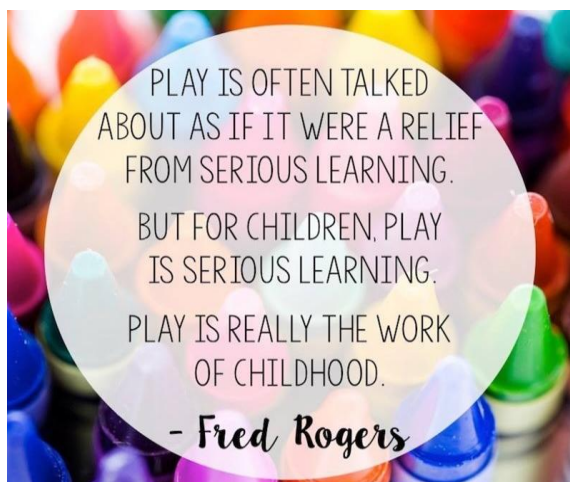
A successful partnership between home and school helps children to thrive and make accelerated progress. Please read this agreement carefully with your child.

Inspire ● Learn ● Achieve

Parents/ ~~Carers~~ Agreement

I/We will do my/our best to:

- Ensure that my child attends school punctually every day during term time, unless there is a good reason for absence (e.g.: illness)
- Inform the school promptly if my child is going to be absent for any reason and refrain from taking my child on holiday during term time.
- Support the schools' policies and guidelines on learning, behaviour, attendance and uniform.
- Encourage my child to always do their best and work hard with their learning.
- Support the school's values of Positivity, Respect, Integrity, Responsibility, Cooperation and Resilience.
- Support my child with homework that is set, including listening to my child read, ensuring that this is completed on time according to school arrangements.
- Attend Parent/ Teacher meetings to discuss my child's progress.
- Treat all members of the school community with care and respect.
- Promptly inform the school of any concerns or problems that may affect my child's learning, behaviour or happiness at school.
- Ensure that the school is notified of any changes to emergency contact details.
- Support my child in the teaching of safe and secure internet use at home.



Early Years Foundation Stage Curriculum and Philosophy



Early Years Foundation Stage (EYFS)

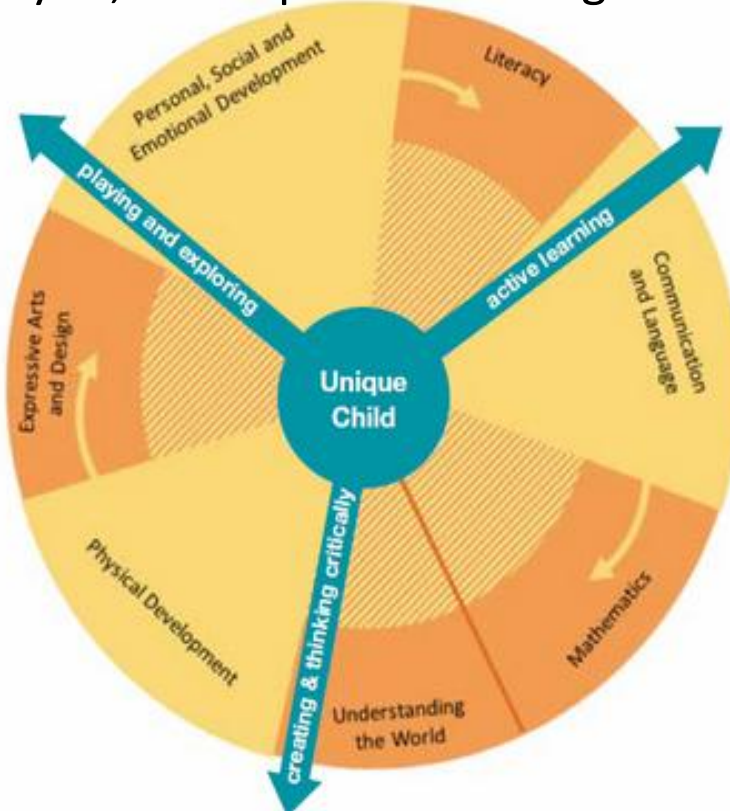
The EYFS sets standards for the learning, development and care of children from birth to 5 years old. Learning takes place through a mixture of child-initiated play, actively supported by adults and focused learning, with adults guiding the learning through playful, rich experiential integrated activities.

The Unique Child reaches out to relate to people and things through the **Characteristics of Effective Learning**, which move through all areas of learning.

- playing and exploring
- active learning
- creating and thinking critically

Children develop in the context of relationships and the environment around them.

This is unique to each family, and reflects individual communities and cultures.



Prime areas are fundamental, work together, and are moved through to support development in all other areas.

- Personal, Social and Emotional Development
- Communication and Language
- Physical Development

Specific areas include essential skills and knowledge for children to participate successfully in society.

- Literacy
- Mathematics
- Understanding the World
- Expressive Arts and Design

- With an adult 'in the moment'
- Adult led sessions; daily Phonics and Maths sessions, weekly R.E and topic based sessions
- Child initiated 'independent learning' in all areas of learning
- Focused 'adult led tasks'
- School trips
- School visitors

Adult Led



Child Initiated



A typical day in Reception

- 8.40am Gates open
- 8.45am – Gates closed
- 8.50am Register taken
- Phonics
- Continuous Provision – Self-initiated 'Independent Learning'
- Topic/RE/PE
- Lunch
- Maths
- Continuous Provision – Self-initiated 'Independent Learning'
- Storytime
- 3.05pm Gates open
- 3.10pm – Home time



A typical day in Nursery

- 8.40am Gates open
- 8.45am – Gates closed and register taken
- Adult focused – Good morning and introducing new book and Topic on a Monday
- Continuous Provision – Self-initiated 'Independent Learning'
- Adult focused activity – Story, Singing and phonological awarenesses.
- Bike garden to be accessed for gross motor development.
- Lunch
- Bike garden to be accessed for gross motor development.
- Circle time – Maths
- Continuous Provision – Self-initiated 'Independent Learning'
- Storytime
- 2.40/3.05pm Gates open
- 2.40/3.10pm – Home time

Partnership with home



Open door
policy

Parent helpers

Online
Learning
Journals

Parents
evenings

Book looks

End of year
reports

Online learning journals

- School Observations

Robins, on Tuesday morning Manor Farm came to visit us. They brought a pony, a goat, 2 bunnies and a few ducks and even a bearded dragon. You had the opportunity to cuddle them, brush them and made observations of their features. We talked about the different groups they belong to and how they are similar or different from one another. What a fun time we all had.



Online learning journals

- Parent Observations



‘Dylan was playing with some wooden blocks and came to ask me for a sticker and some blu-tack. He then called through to show me a robot he had made!

I was really impressed by how he had designed and chosen the correct-shaped blocks to make the shape he wanted, and how symmetrical the robot was, without a guide or picture to follow.’



Induction

Nursery

✓ Induction will take place across the course of one to two weeks for Nursery- depending on child's hours.

Reception

✓ Please find your child's settling-in sessions included in the envelope.

✓ These sessions have been carefully planned for each individual child, so timings may differ.

✓ If you have any questions or need clarification, please speak to a member of staff directly.

Classes

While we have organised the classes based on conversations with the children's current nursery practitioners, there may be occasions where groups do not work as well as expected. For this reason, during the first half term, we may make some adjustments and move children between classes where necessary.





On my first day I will need...

- To wear my **school uniform**- please ensure it is all **named**.
- **Waterproof** coat
- **Sensible, Velcro school shoes** (no open toe sandals or boots).
- A **Book bag**.
- A named **water bottle**.
- **Wellies** to be kept at school. Name inside each boot please!
- A bag of **spare underwear and uniform**.
- P.E bag**



Reception

Over the summer please help me to...

- Put on my own coat, take off my shoes and put them back on without help.
- Hang up my own coat on a peg using the hood or inner hook.
- Wipe myself when I have used the toilet.
- Blow/wipe my own nose and then put the tissue in the bin
- Use a knife and fork to eat my dinner/lunch.
- Tidy away my toys and games when I am finished with them.
- Stop my game after an adult gives me a 2 minute warning
- Play different board games, for turn taking
- Counting object and actions
- Play alliteration games

If you are showing your child how to write their name, PLEASE only use capitals for the first letter.

Nursery

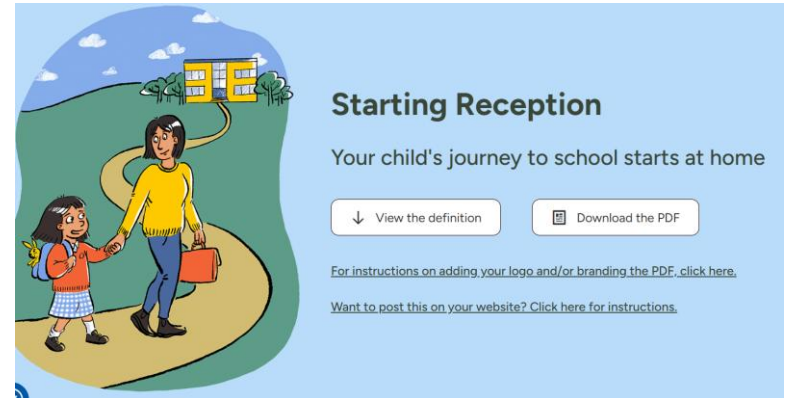


Over the summer please help me to...


- Confidently recognise when I need the toilet and attempt to wipe my own bottom.
- Wash and dry my own hands
- Blow/wipe my own nose and put the tissue in the bin
- Put on my own coat, shoes and take them off, then put them back on.
- Help you to tidy away my toys and games.
- Stop my game/play after an adult gives me a 2 minute warning.
- Complete simple puzzles with an adult.
- Share and talk about stories!

Useful websites and documents

www.startingreception.co.uk



Potty training is an important milestone in your child's development. We understand that all children develop at their own pace, but research shows it's best for your child's bowel and bladder health to stop using nappies, including reusable nappies, pull-ups and training pants, between 18 and 30 months.



Holiday Project



Chatter Box

Anything can go into your chatter box.
Think about objects or pictures that your
child would be happy to talk about.





Dates for your diary...

We have a number of workshops which you are invited to -

Thursday 17th September 2026 at 2:30pm -

Reception Phonics and Reading Meeting

Tuesday 29th September 2026-HSA Nursery Tea Party - 3.30 - 4.30pm

Thursday 1st October 2026 at 2:30pm - Prime Areas Workshop

Friday 2nd October - Whole School Harvest Festival - 9-10am (weather permitting)

Wednesday 4th November 2026 at 2pm- Maths workshop and at 2.30pm - Parent Book Looks and Library visit



During the Summer Break, parents often meet at the playground area on St Johns Lye on a Tuesday at 2pm.

This is an opportunity to meet up with other families who will be coming to The Hermitage Infant School in September.

This is not an organised event. Just feel free to drop by.